



Progression in e-Safety

Key Stage 2





POS statements Sept 2014	BYTE e-Sense Award: <u>Terabyte</u>		BYTE e-Sense Award: <u>Petabyte</u>	
	Year 3	Year 4	Year 5	Year 6
	<ul style="list-style-type: none"> Use technology safely, respectfully and responsibly; recognise acceptable/unacceptable behaviour, identify a range of ways to report concerns and inappropriate behaviour. 			
<p>Children understand concepts</p> 	<ul style="list-style-type: none"> I can talk about what makes a secure password and why they are important. I can protect my personal information when I do different things online. I can use the safety features of websites as well as reporting concerns to an adult. I can recognise websites and games appropriate for my age. I can make good choices about how long I spend online. I ask an adult before downloading files and games from the Internet. I can post positive comments online. 	<ul style="list-style-type: none"> I choose a secure password when I am using a website. I can talk about the ways I can protect myself and my friends from harm online. I use the safety features of websites as well as reporting concerns to an adult. I know that anything I post online can be seen by others. I choose websites and games that are appropriate for my age. I can help my friends make good choices about the time they spend online. I can talk about why I need to ask a trusted adult before downloading files and games from the Internet. I comment positively and respectfully online. 	<ul style="list-style-type: none"> I protect my password and other personal information. I can explain why I need to protect myself and my friends and the best ways to do this, including reporting concerns to an adult. I know that anything I post online can be seen, used and may affect others. I can talk about the dangers of spending too long online or playing a game. I can explain the importance of communicating kindly and respectfully. I can discuss the importance of choosing an age-appropriate website or game. I can explain why I need to protect my computer or device from harm. 	<ul style="list-style-type: none"> I protect my password and other personal information. I can explain the consequences of sharing too much about myself online. I support my friends to protect themselves and make good choices online, including reporting concerns to an adult. I can explain the consequences of spending too much time online or on a game. I can explain the consequences to myself and others of not communicating kindly and respectfully. I protect my computer or device from harm on the Internet.
<p>Teacher enables progress</p> 	<ul style="list-style-type: none"> Discuss and agree classroom rules / expectations about safe use of the Internet. Model how to protect personal information and how to choose a secure password. Reinforce the rule about keeping adults informed about Internet activity and telling if you see something you don't like or if you feel you're being bullied. Model how to choose age-appropriate websites and minimise risk of viruses Provide opportunities to communicate and collaborate safely and respectfully with others online e.g. class blogging Model how to provide appropriate responses to others' work e.g. 		<ul style="list-style-type: none"> Provide opportunities to discuss and agree classroom rules / expectations about safe use of the Internet. Model how to protect personal information through secure passwords and making good choices about sharing information. Provide opportunities to discuss what is an appropriate amount of time to spend online Talk about how to protect themselves and devices from inappropriate content/conduct and virus threats, Model how to report concerns e.g. telling an adult, using Report Abuse button. Model the use of appropriate tools to communicate with others in a safe, responsible and respectful way. 	

Progression in e-Safety

Key Stage 2



	through class blogs.	
<p>Children build skills</p> 	<ul style="list-style-type: none"> • Agree sensible e-safety rules for the classroom. • Choose a secure password for age-appropriate websites. • Discuss what actions could be taken if they are uncomfortable or upset online e.g. Report Abuse button. • Talk about what games they enjoying playing and what good choices are when playing games e.g. content, screen time. • Use a class blog to share information and talk about who can see it, and how to communicate safely and respectfully • Comment and provide positive feedback on the work of classmates in school or online, or the work of others online. 	<ul style="list-style-type: none"> • Agree sensible e-safety rules for the classroom. • Discuss their own personal use of the Internet and choices they make including excessive use, personal information and password security, • Discuss how to protect devices from virus threats. • Discuss the importance of keeping an adult informed about what you're doing online, and how to report concerns. • Explore using the safe and responsible use of online communication tools e.g. blogs, messaging.
<p>Suggested activities for children to develop process</p> 	Agree class rules for the responsible use of technology. Create posters, presentations, videos or leaflets of the rules	
	Use password creator activities from Netsafe http://hectorsworld.netsafe.org.nz/teachers/lesson-plans-and-resources/webcam-covers/	Watch Kieran's Story (part of BBC Caught in the Web at 6 mins). Keep a diary of own online use.
	Watch Captain Kara Chapter 5 (Meet) or Jigsaw CEOP video to reinforce reporting concerns and discuss the ways this can be done.	Visit How Secure is my Password or Microsoft Password Checker to check password status.
	Create a class top 10 of games to play on a computer. Talk about what makes them good choices to play. Discuss effects of spending too long playing games on devices. Role-play sensible/inappropriate time on the computer.	Watch Jigsaw video about posting personal information online. Discuss what is okay to share online and what should be talked about in person.
	Watch Captain Kara Chapter 1 (Accept) or BBC Horrible Histories (Beware the Download) and talk about responsible behaviour online.	Watch and discuss Lucy's Story (part of BBC Caught in the Web at 3 mins) or Let's Fight it Together to discuss protecting yourself and reporting cyberbullying.
	Watch Captain Kara Chapter 4 (Tell) and Suffering in Silence to discuss the effects of unkind communication.	Watch Tracey Beaker Come Alone Carmen to discuss the risks of meeting people online and why you should always keep an adult informed.
	Comment constructively on the work of others online e.g. two stars and a wish response.	Use ThinkUKnow Cybercafe activities to explore how to safe online spaces and use mobile phones and chat rooms Use Horrible Histories Internet Privacy Settings video and Internet Videos are Forever to discuss the impact of making unsafe or bad choices online.
<p>Objectives and activities are taken from the Terabyte and Petabyte BYTE e-Sense Awards. For more information on the BYTE Awards go to http://bit.ly/somersetbyte</p>		