










## MARKING SYMBOLS

Code	Meaning
***	Effort grade – you have exceeded your teacher’s expectations. Well done!
**	Effort grade – you have met your teacher’s expectations. This is good work.
*	Effort grade – you need to work harder to meet your teacher’s expectations.
	<i>Really</i> successful parts of your work are highlighted in green.
	The following mistakes are circled: *capital letters that should be lowercase letters *lowercase letters that should be capital letters *incorrect punctuation
	Missing punctuation is underlined. Spelling mistakes are underlined too.
	These are the next steps in your learning. Try these ideas to improve your work next time.
	You discussed your work with your teacher.
	Your teacher supported you with this task.
	You worked independently on this task.
	You worked as part of a group on this task.
	Use this symbol when you respond to feedback.
Blue pen	Teacher marking
Purple pen	Self and peer assessment